



Schweizerische  
Gesellschaft  
für Rechtsmedizin  
SGRM

Société Suisse  
de Médecine Légale  
SSML

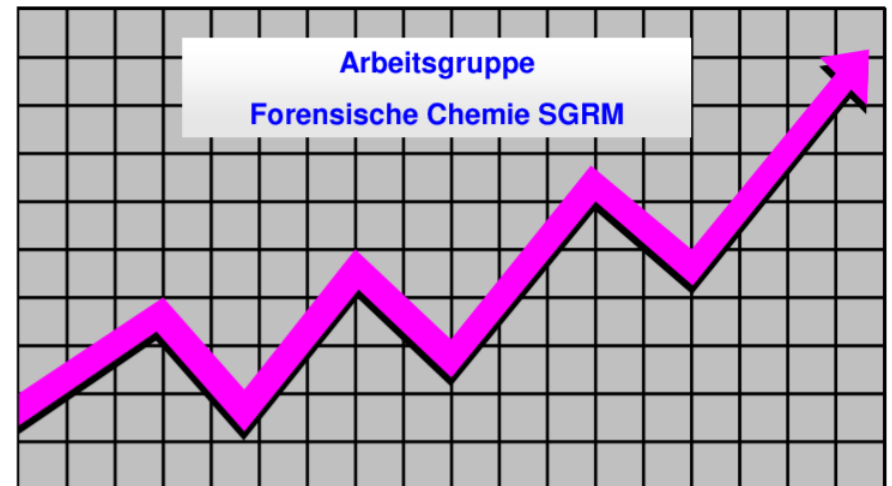
Società Svizzera  
di Medicina Legale  
SSML

# SGRM Gruppe Forensische Chemie

## Statistik 2024 Cocain und Heroin

<https://www.sgrm.ch/de/forensische-chemie-und-toxikologie/fachgruppe-forensische-chemie/statistiken-kokain-und-heroin/>

Auswertung:  
IRM Bern  
contact@irm.unibe.ch  
031 684 0100



# Anzahl Untersuchungen nach Laboratorien 2024

Labor	Cocain	Heroin
BE	301	130
BS	150	27
CURML	17	2
ESC	301	76
LU	47	24
SG	327	177
TI	39	4
ZH	527	97
Total	1709	537

## *Anzahl Untersuchungen nach Laboratorien 2023*

<i>Labor</i>	<i>Cocain</i>	<i>Heroin</i>
<i>BE</i>	<i>341</i>	<i>214</i>
<i>BS</i>	<i>152</i>	<i>19</i>
<i>CURML</i>	<i>12</i>	<i>-</i>
<i>ESC</i>	<i>216</i>	<i>100</i>
<i>LU</i>	<i>44</i>	<i>22</i>
<i>SG</i>	<i>296</i>	<i>193</i>
<i>ZH</i>	<i>491</i>	<i>91</i>
<i>Total</i>	<i>1552</i>	<i>639</i>

# Cocain Base, mittlere Gehalte 2024

Einzelkonfiskat- grösse (Gramm)	Anzahl Untersuchungen	Mittelwert Base (%)	Standard- abweichung (%CV)
< 1	306	72.6	± 14.9
1 < 10	548	73.3	± 13.8
10 < 100	512	73.6	± 14.4
100 < 1000	213	71.0	± 16.5
≥ 1000	130	72.1	± 13.1

## *Cocain Base, mittlere Gehalte 2023*

<i>Einzelkonfiskat- Grösse (Gramm)</i>	<i>Anzahl Untersuchungen</i>	<i>Mittelwert Base (%)</i>	<i>Standard- abweichung (%CV)</i>
< 1	335	76.2	± 13.2
1 < 10	510	75.9	± 14.2
10 < 100	501	77.5	± 10.1
100 < 1000	155	78.2	± 10.3
≥ 1000	51	79.7	± 7.2

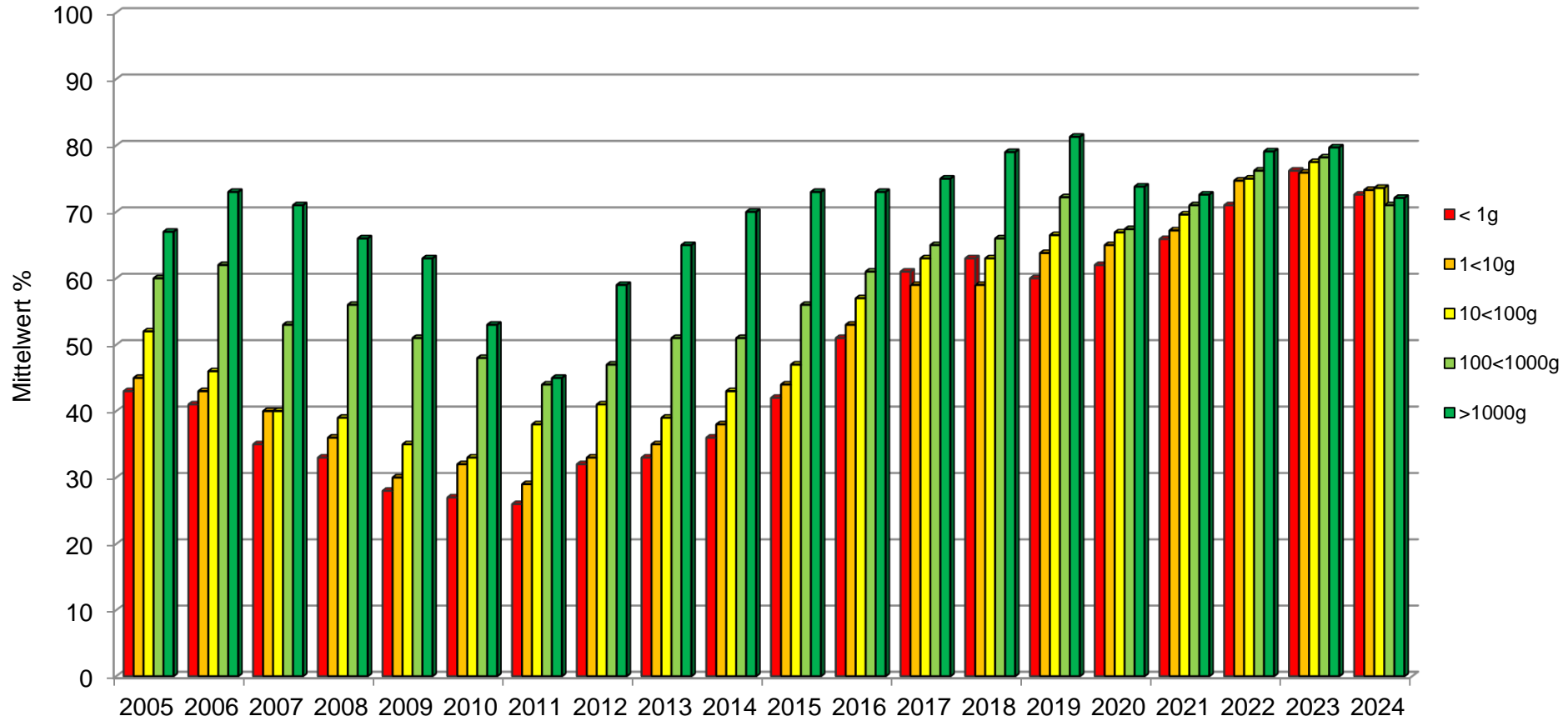
# Cocain Hydrochlorid, mittlere Gehalte 2024

Einzelkonfiskat- grösse (Gramm)	Anzahl Untersuchungen	Mittelwert Hydrochlorid (%)	Standard- abweichung (%CV)
< 1	306	81.4	± 16.7
1 < 10	548	82.0	± 15.4
10 < 100	512	82.4	± 16.1
100 < 1000	213	79.5	± 18.5
≥ 1000	130	80.7	± 14.7

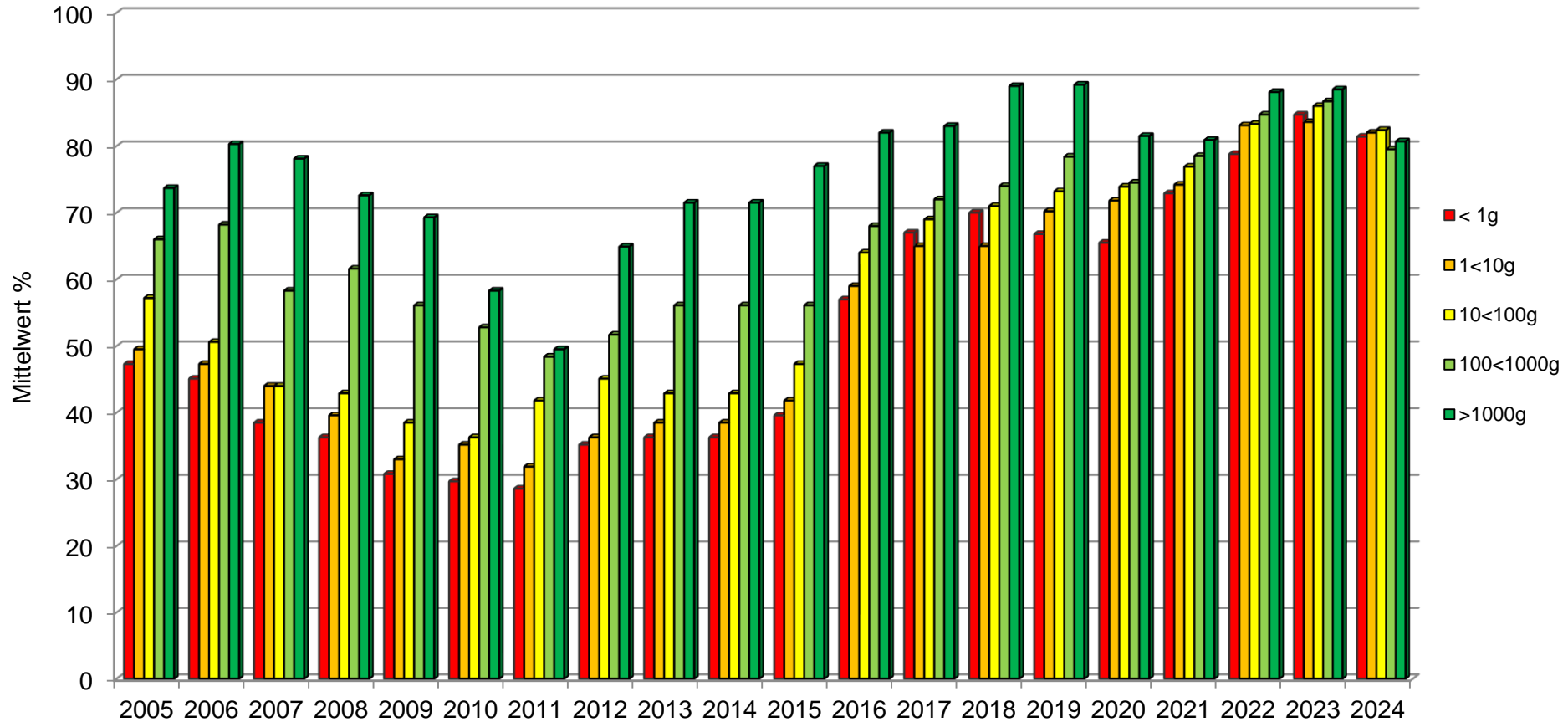
## *Cocain Hydrochlorid, mittlere Gehalte 2023*

<i>Einzelkonfiskat- Grösse (Gramm)</i>	<i>Anzahl Untersuchungen</i>	<i>Mittelwert Hydrochlorid (%)</i>	<i>Standard- abweichung (%CV)</i>
<i>&lt; 1</i>	<i>335</i>	<i>84.7</i>	<i>± 14.8</i>
<i>1 &lt; 10</i>	<i>510</i>	<i>83.6</i>	<i>± 16.1</i>
<i>10 &lt; 100</i>	<i>501</i>	<i>86.0</i>	<i>± 11.3</i>
<i>100 &lt; 1000</i>	<i>155</i>	<i>86.7</i>	<i>± 11.6</i>
<i>≥ 1000</i>	<i>51</i>	<i>88.5</i>	<i>± 8.1</i>

# Cocain Base, Gehalte 2005 - 2024



# Cocain Hydrochlorid, Gehalte 2005 - 2024



# Cocain Base, Gehaltswerte 2024

Mengenbereich (g)	< 1	1 < 10	10 < 100	100 < 1000	> 1000
Gesamtgewicht (g) Total: 500'819.2	966.2	9'564.5	29'240.1	221'428.3	239'620.1
Anzahl Untersuchungen Total: 1709	306	548	512	213	130
Median (%)	79.0	79.0	80.0	78.6	78.9
Oberes Quartil (75 %)	83.4	83.2	83.4	83.0	82.3
Unteres Quartil (25 %)	64.3	66.1	66.5	61.7	60.9
Minimum	12.7	7.9	7.8	1.5	36.5
Maximum	89.2	89.2	89.2	89.2	87.1

## Cocain Base, Gehaltswerte 2023

Mengenbereich (g)	< 1	1 < 10	10 < 100	100 < 1000	> 1000
Gesamtgewicht (g) Total: 218'110.9	2'022.6	7'037.9	23'566.2	111'883.4	73'600.9
Anzahl Untersuchungen Total: 1552	335	510	501	155	51
Median (%)	81.6	81.0	80.8	80.7	80.4
Oberes Quartil (75 %)	83.7	83.8	83.6	83.1	84.1
Unteres Quartil (25 %)	72.9	73.4	75.0	78.1	78.4
Minimum	3.2	0.3	15.0	21.7	59.1
Maximum	89.2	89.2	89.2	89.2	89.2



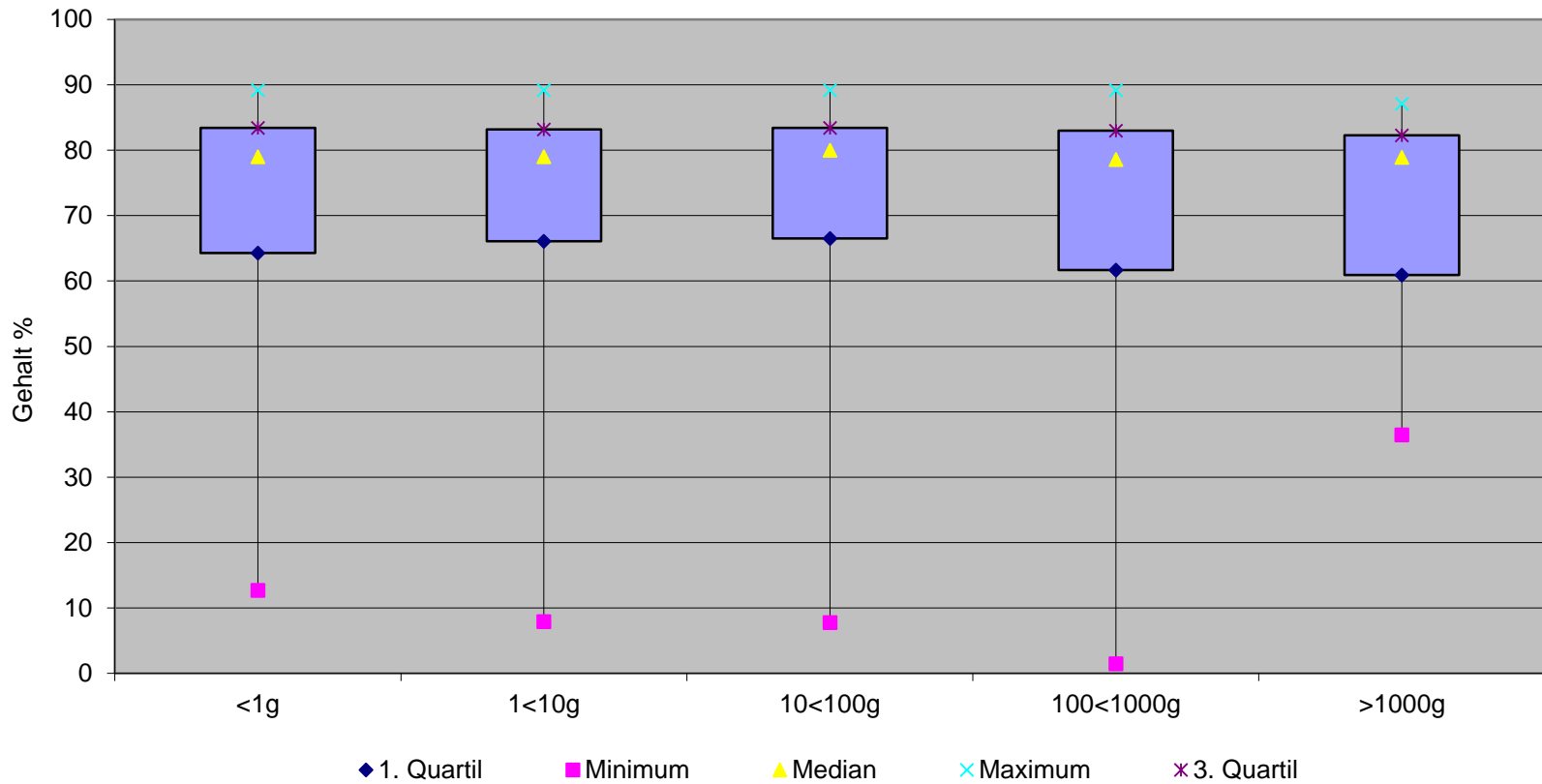
# Cocain Hydrochlorid, Gehaltswerte 2024

Mengenbereich (g)	< 1	1 < 10	10 < 100	100 < 1000	> 1000
Gesamtgewicht (g) Total: 500'819.2	966.2	9'564.5	29'240.1	221'428.3	239'620.1
Anzahl Untersuchungen Total: 1709	306	548	512	213	130
Median (%)	88.5	88.3	89.6	88.0	88.4
Oberes Quartil (75 %)	93.4	93.2	93.4	93.0	92.2
Unteres Quartil (25 %)	72.0	74.0	74.4	69.1	68.2
Minimum	14.2	8.8	8.7	1.7	40.9
Maximum	99.9	99.9	99.9	99.9	97.6

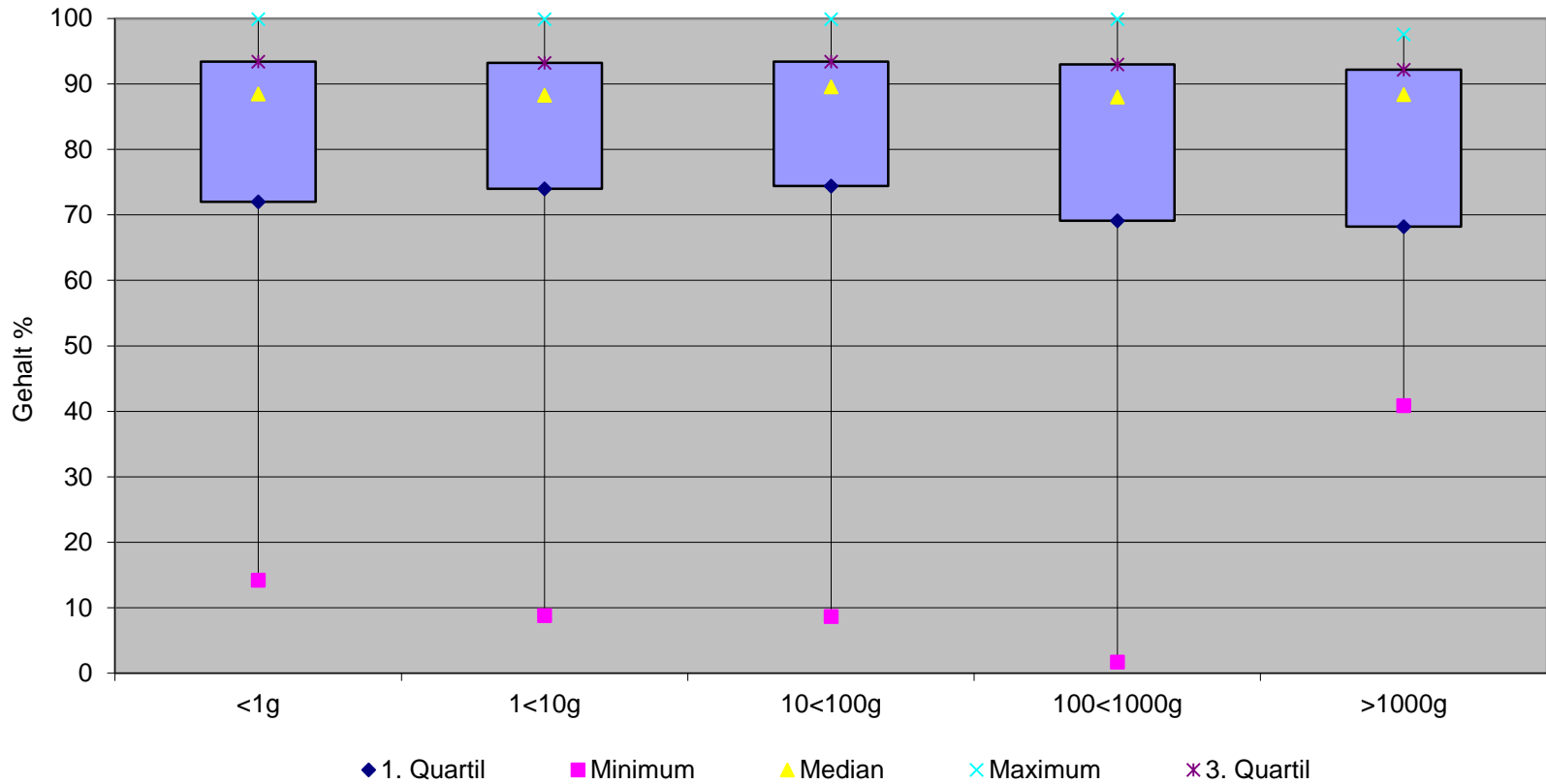
## Cocain Hydrochlorid, Gehaltswerte 2023

Mengenbereich (g)	< 1	1 < 10	10 < 100	100 < 1000	> 1000
Gesamtgewicht (g) Total: 218'110.9	2'022.6	7'037.9	23'566.2	111'883.4	73'600.9
Anzahl Untersuchungen Total: 1552	335	510	501	155	51
Median (%)	90.5	89.3	89.5	89.5	89.5
Oberes Quartil (75 %)	93.6	93.3	93.0	92.5	94.0
Unteres Quartil (25 %)	80.1	80.9	83.1	86.2	87.1
Minimum	3.5	0.3	16.5	24.3	66.2
Maximum	99.9	99.9	99.9	99.9	99.2

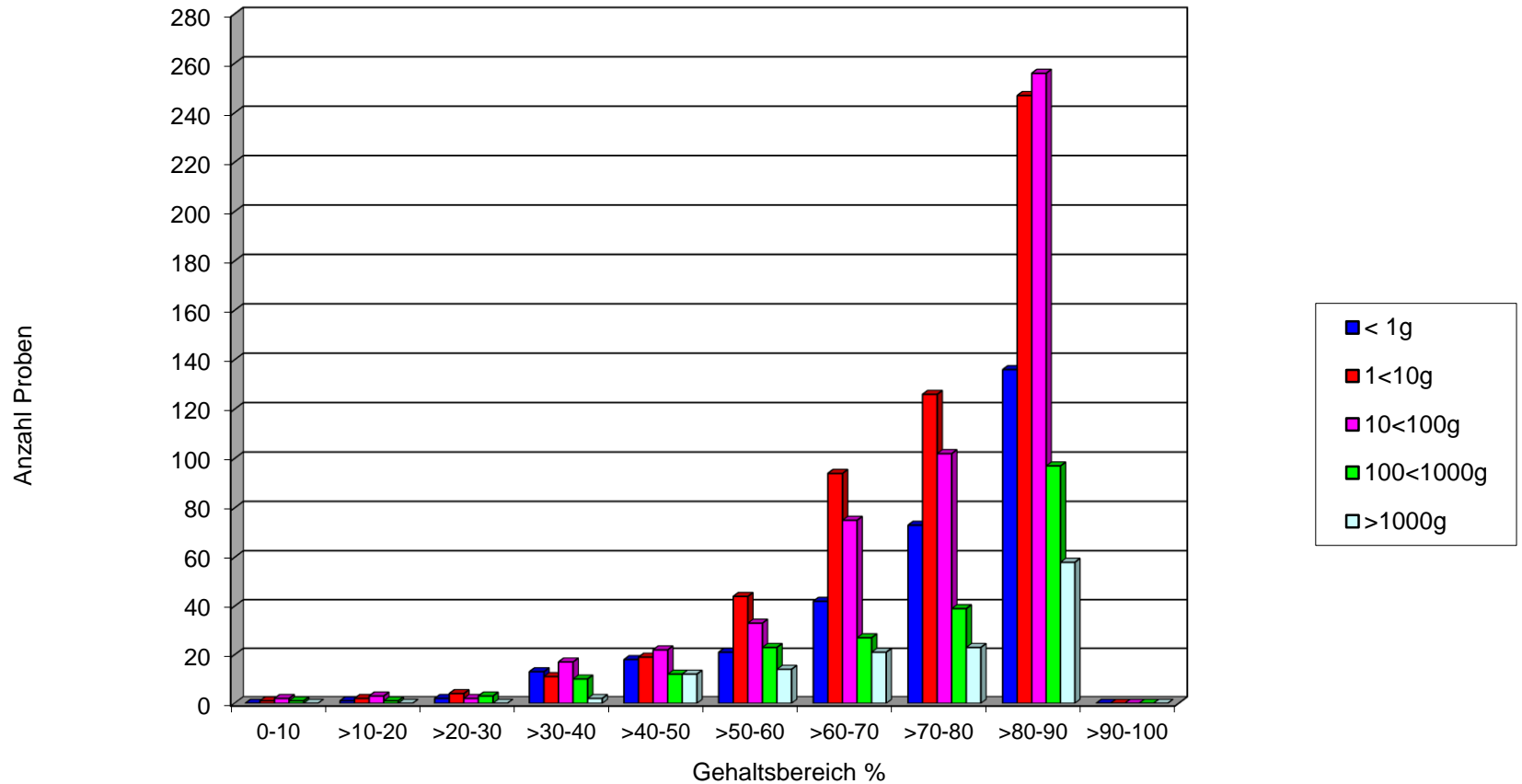
# Cocain Base, Gehaltswerte 2024



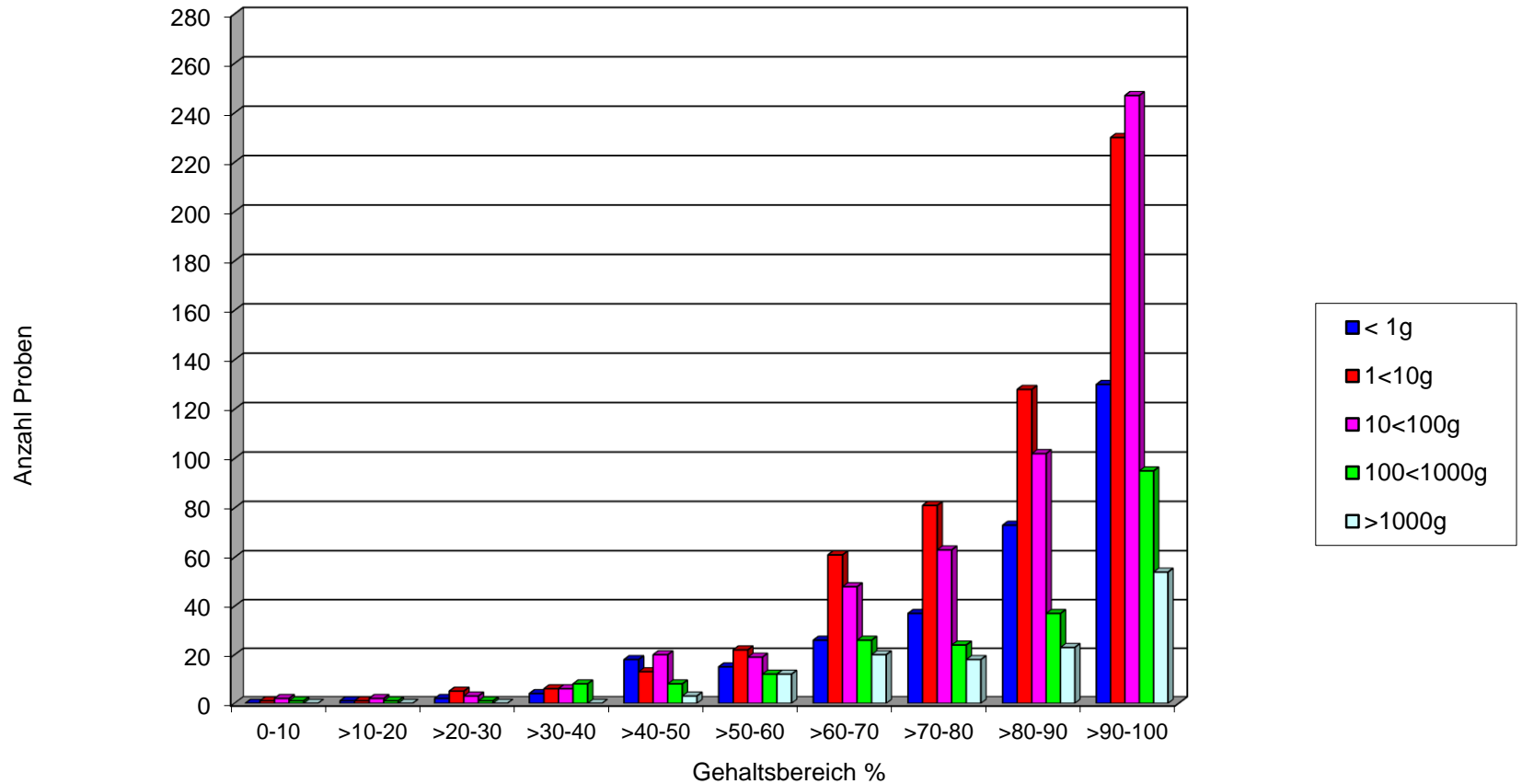
# Cocain Hydrochlorid, Gehaltswerte 2024



# Cocain Base, Detailübersicht 2024



# Cocain Hydrochlorid, Detailübersicht 2024



## Heroin Base, mittlere Gehalte 2024

Einzelkonfiskat- grösse (Gramm)	Anzahl Untersuchungen	Mittelwert Base (%)	Standard- abweichung (%CV)
< 1	20	15.5	± 11.3
1 < 10	204	16.1	± 11.9
10 < 100	196	17.9	± 14.2
100 < 1000	116	18.0	± 13.3
≥ 1000	1	19.3	-

## *Heroin Base, mittlere Gehalte 2023*

<i>Einzelkonfiskat- Grösse (Gramm)</i>	<i>Anzahl Untersuchungen</i>	<i>Mittelwert Base (%)</i>	<i>Standard- abweichung (%CV)</i>
< 1	20	26.3	± 14.9
1 < 10	262	20.6	± 11.8
10 < 100	263	27.1	± 14.7
100 < 1000	92	29.6	± 14.1
≥ 1000	2	12.3	± 0.6

# Heroin Hydrochlorid, mittlere Gehalte 2024

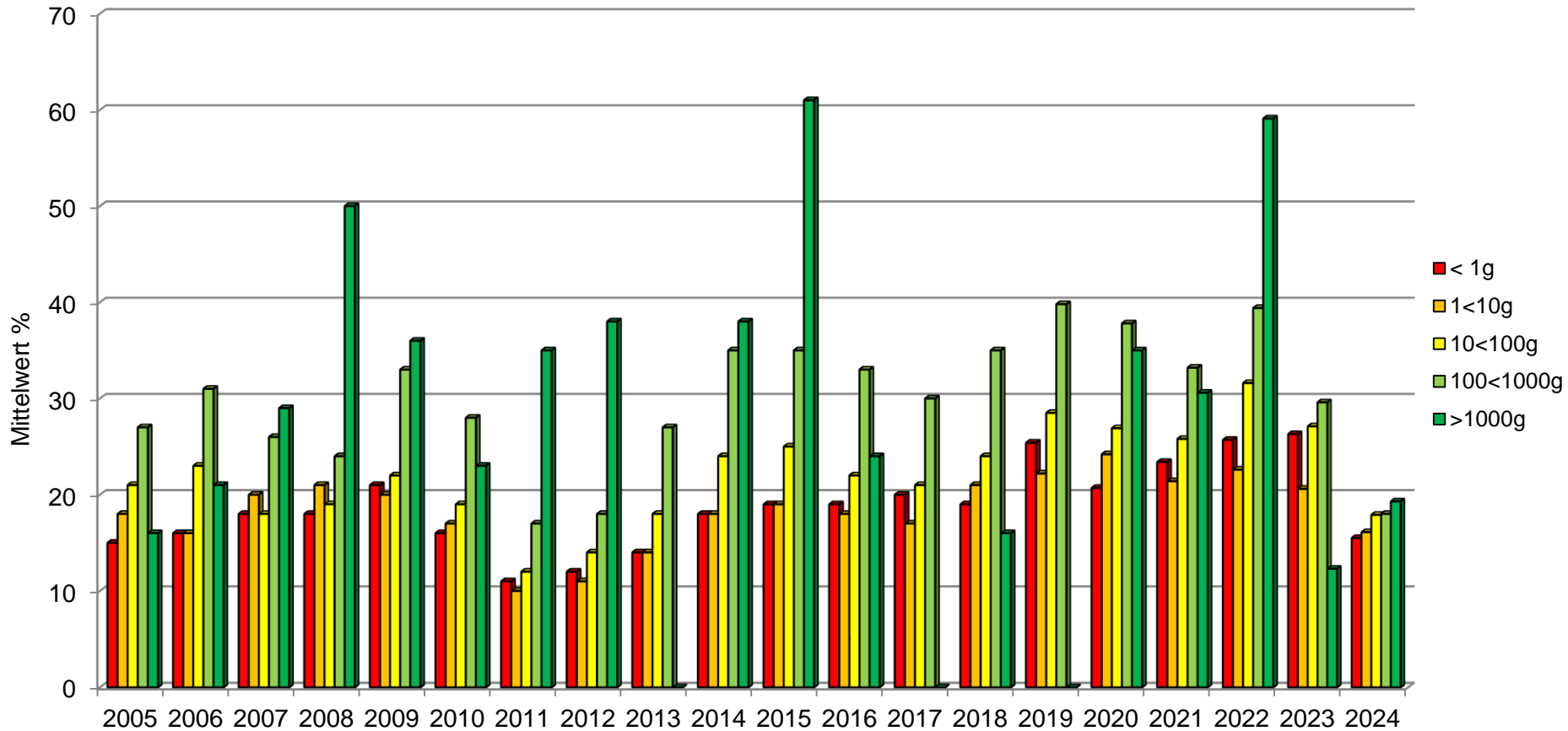
Einzelkonfiskatgrösse (Gramm)	Anzahl Untersuchungen	Mittelwert Hydrochlorid (%)	Standardabweichung (%CV)
< 1	20	17.1	± 12.5
1 < 10	204	17.7	± 13.1
10 < 100	196	19.7	± 15.6
100 < 1000	116	19.8	± 14.7
≥ 1000	1	21.2	-

## *Heroin Hydrochlorid, mittlere Gehalte 2023*

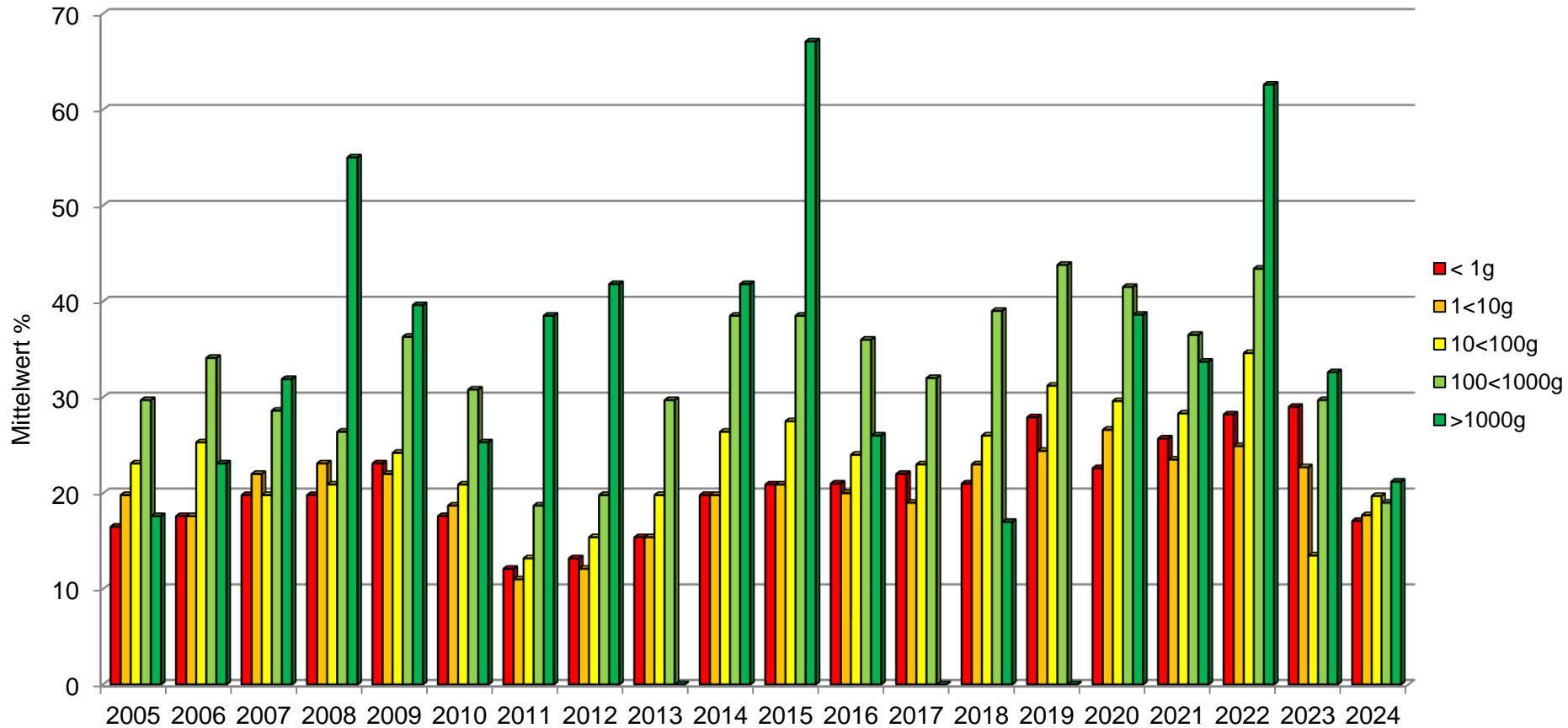
<i>Einzelkonfiskatgrösse (Gramm)</i>	<i>Anzahl Untersuchungen</i>	<i>Mittelwert Hydrochlorid (%)</i>	<i>Standardabweichung (%CV)</i>
<i>&lt; 1</i>	<i>20</i>	<i>29.0</i>	<i>± 16.3</i>
<i>1 &lt; 10</i>	<i>262</i>	<i>22.7</i>	<i>± 13.0</i>
<i>10 &lt; 100</i>	<i>263</i>	<i>29.7</i>	<i>± 16.0</i>
<i>100 &lt; 1000</i>	<i>92</i>	<i>32.6</i>	<i>± 15.5</i>
<i>≥ 1000</i>	<i>2</i>	<i>13.5</i>	<i>± 0.7</i>



# Heroin Base, Gehalte 2005 - 2024



# Heroin Hydrochlorid, Gehalte 2005 - 2024



# Heroin Base, Gehaltswerte 2024

Mengenbereich (g)	< 1	1 < 10	10 < 100	100 < 1000	≥ 1000
Gesamtgewicht (g) Total: 53'628.8	17.0	2'080.7	9'659.4	39'891.7	1'980.0
Anzahl Untersuchungen Total: 537	20	204	196	116	1
Median (%)	12.2	12.9	14.2	14.9	19.3
Oberes Quartil (75 %)	22.2	20.4	26.7	23.6	-
Unteres Quartil (25 %)	8.4	8.2	7.4	10.1	-
Minimum	1.4	0.3	0.2	0.3	-
Maximum	42.4	71.4	83.6	82.6	-

## Heroin Base, Gehaltswerte 2023

<b>Mengenbereich (g)</b>	<b>&lt; 1</b>	<b>1 &lt; 10</b>	<b>10 &lt; 100</b>	<b>100 &lt; 1000</b>	<b>≥ 1000</b>
Gesamtgewicht (g) Total: 57'020	13.55	4'179.6	11'971.0	30'937.5	9'918.0
Anzahl Untersuchungen Total: 639	20	262	263	92	2
Median (%)	17.5	17.3	24.6	31.7	12.3
Oberes Quartil (75 %)	40.4	24.2	39.0	37.9	12.5
Unteres Quartil (25 %)	15.3	12.5	14.2	15.5	12.1
Minimum	10.7	1.0	1.2	0.2	11.9
Maximum	55.3	56.6	71.1	67.0	12.7

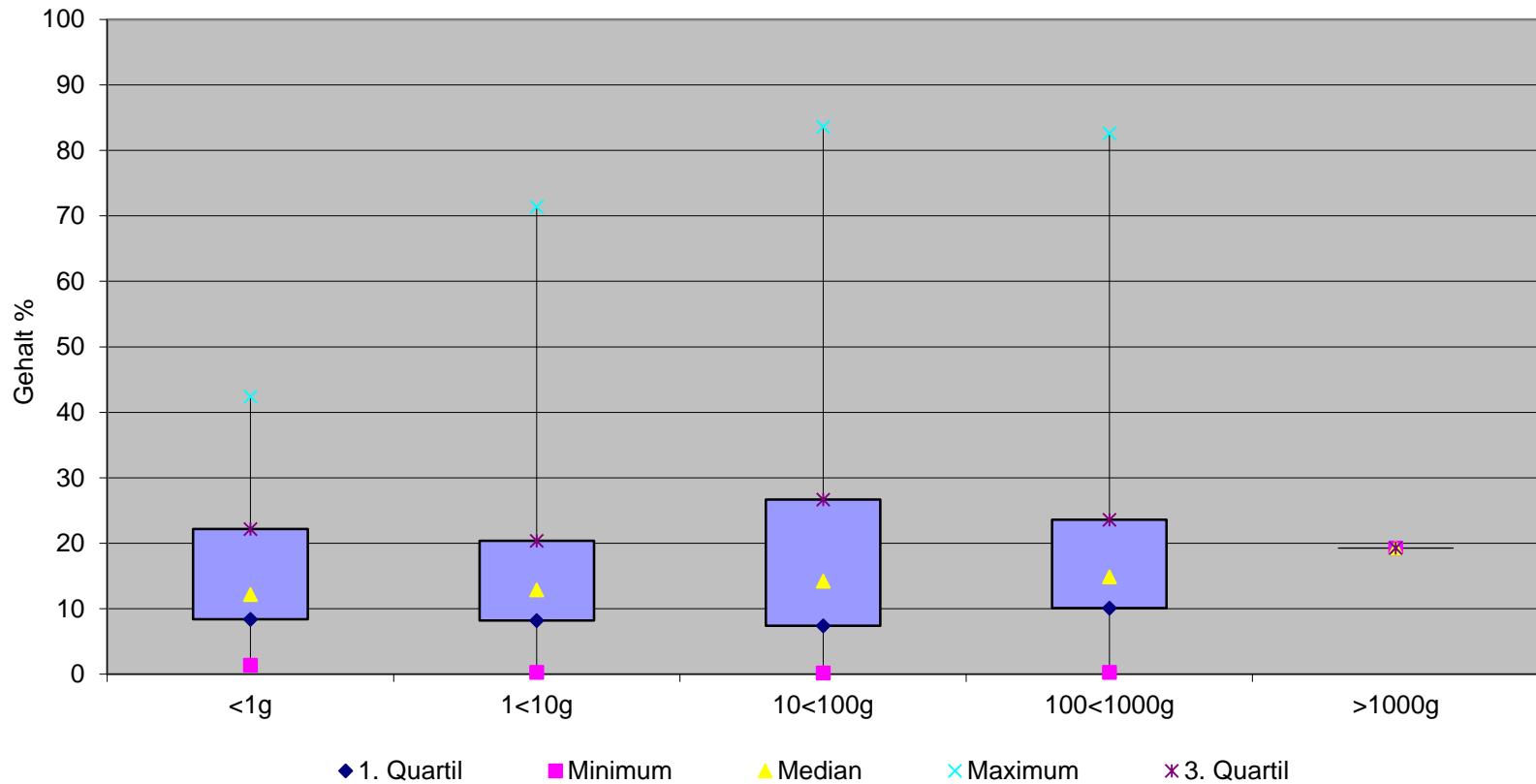
# Heroin Hydrochlorid, Gehaltswerte 2024

Mengenbereich (g)	< 1	1 < 10	10 < 100	100 < 1000	≥ 1000
Gesamtgewicht (g) Total: 53'628.8	17.0	2'080.7	9'659.4	39'891.7	1'980.0
Anzahl Untersuchungen Total: 537	20	204	196	116	1
Median (%)	13.5	14.1	15.6	16.4	21.2
Oberes Quartil (75 %)	24.4	22.4	29.3	26.0	-
Unteres Quartil (25 %)	9.3	9.0	8.2	11.2	-
Minimum	1.5	0.3	0.2	0.3	-
Maximum	46.6	78.5	92.0	90.9	-

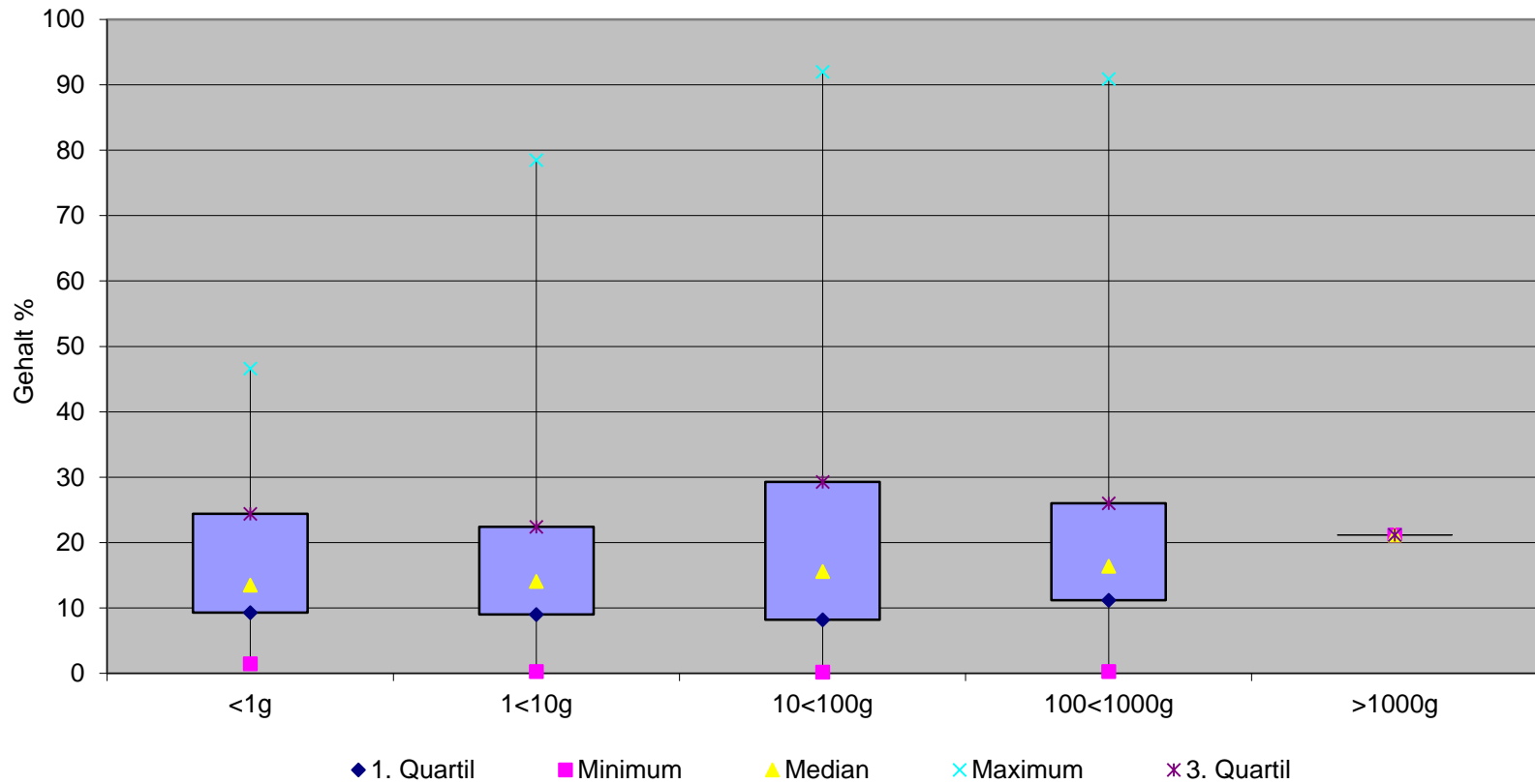
## Heroin Hydrochlorid, Gehaltswerte 2023

<b>Mengenbereich (g)</b>	<b>&lt; 1</b>	<b>1 &lt; 10</b>	<b>10 &lt; 100</b>	<b>100 &lt; 1000</b>	<b>≥ 1000</b>
Gesamtgewicht (g) Total: 57'020	13.55	4'179.6	11'971.0	30'937.5	9'918.0
Anzahl Untersuchungen Total: 639	20	262	263	92	2
Median (%)	19.2	19.1	27.1	34.8	13.5
Oberes Quartil (75 %)	44.4	26.6	42.9	41.7	13.8
Unteres Quartil (25 %)	16.8	13.8	15.6	17.0	13.3
Minimum	11.8	1.1	1.3	0.3	13.0
Maximum	60.8	62.3	78.9	73.7	14.0

# Heroin Base, Gehaltswerte 2024

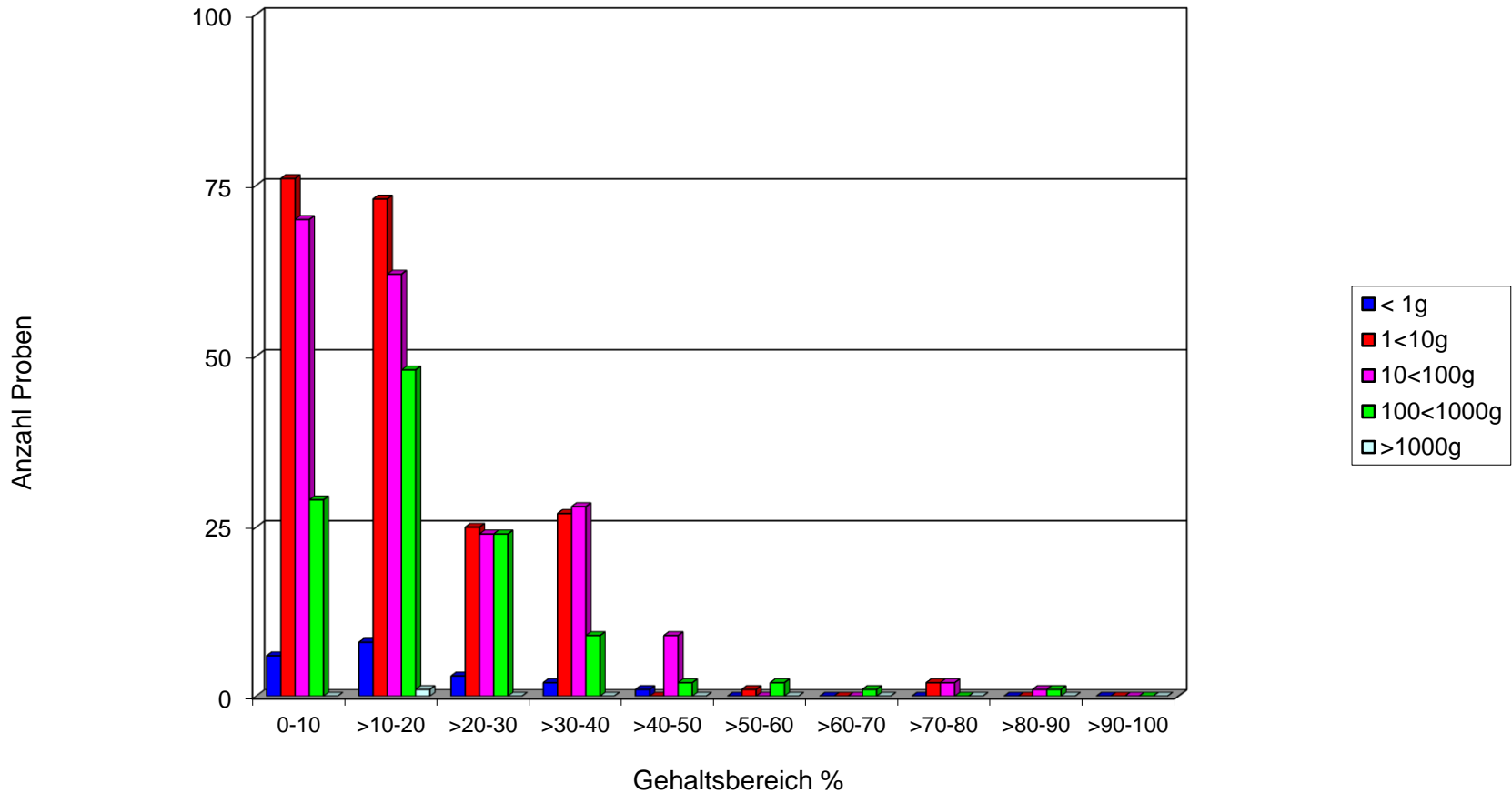


# Heroin Hydrochlorid, Gehaltswerte 2024





# Heroin Base, Detailübersicht 2024



# Heroin Hydrochlorid, Detailübersicht 2024

