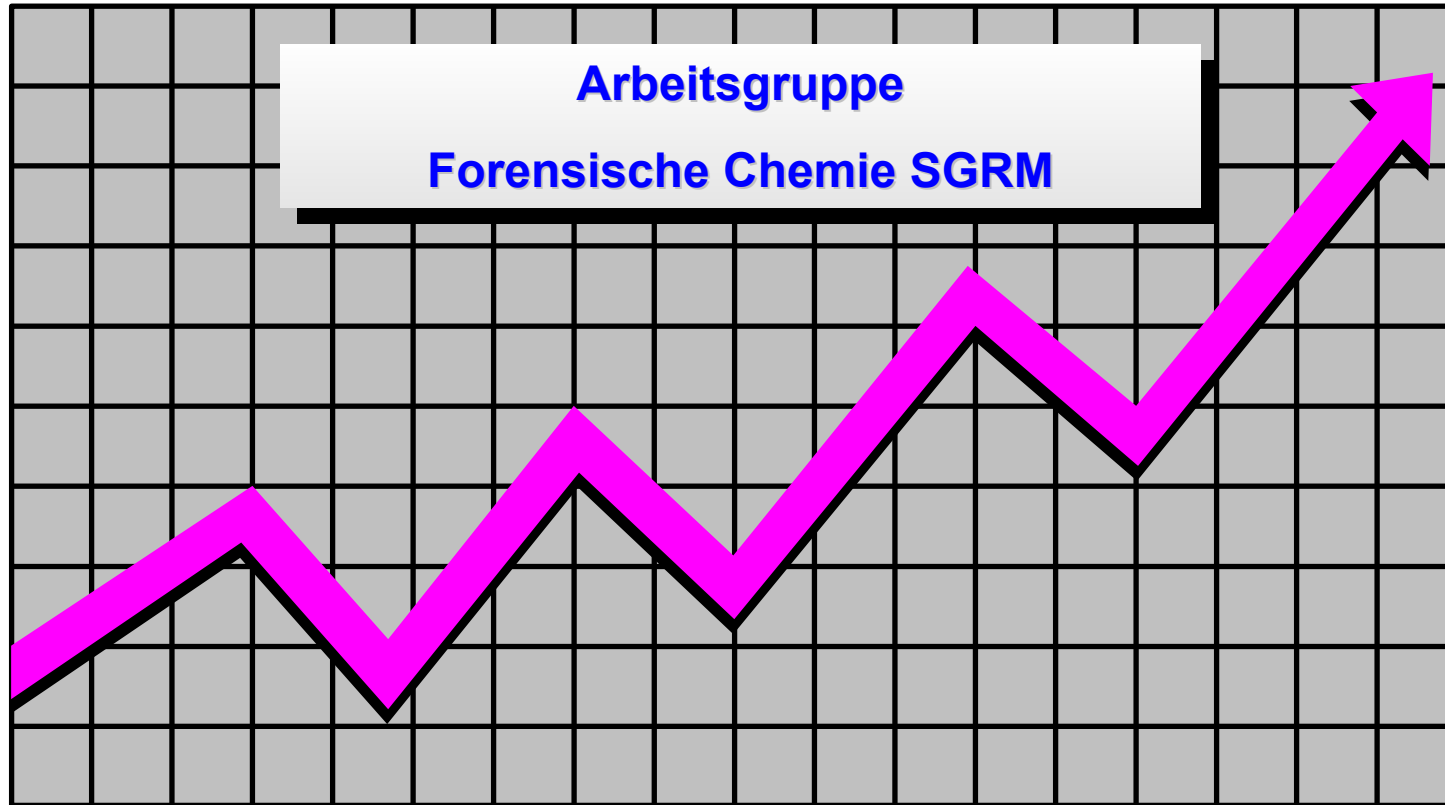


Betäubungsmittelstatistik 2001

Cocain & Heroin Gehaltswerte



Bezugsadresse: Dr. M.G. Bovens Stadtpolizei Zürich Wissenschaftlicher Dienst Zeughausstr. 11 8004 Zürich e-mail: michael.bovens@stp.stzh.ch

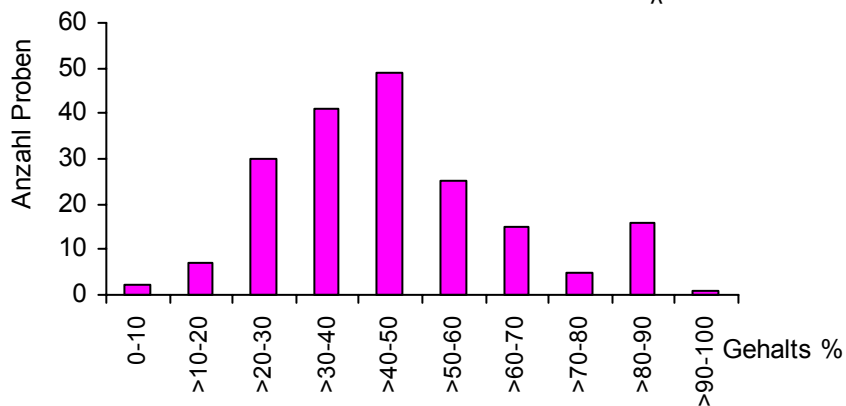
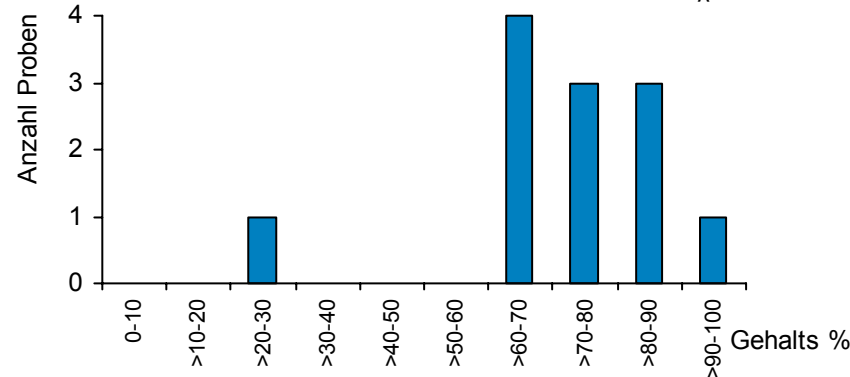
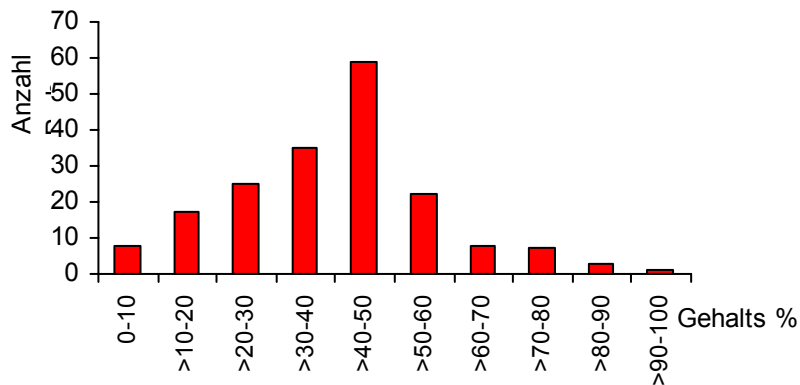
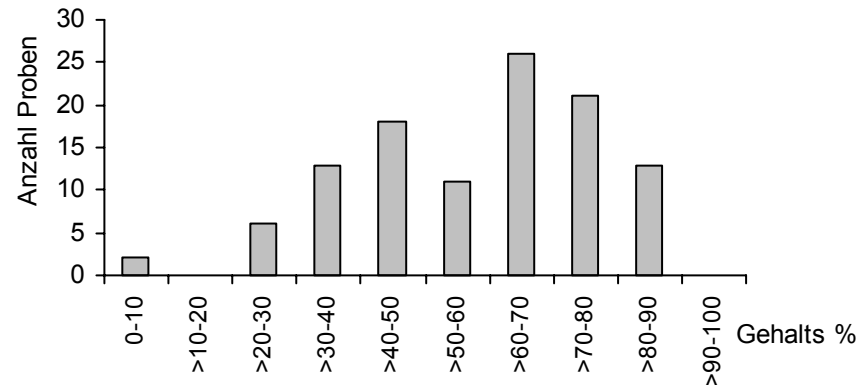
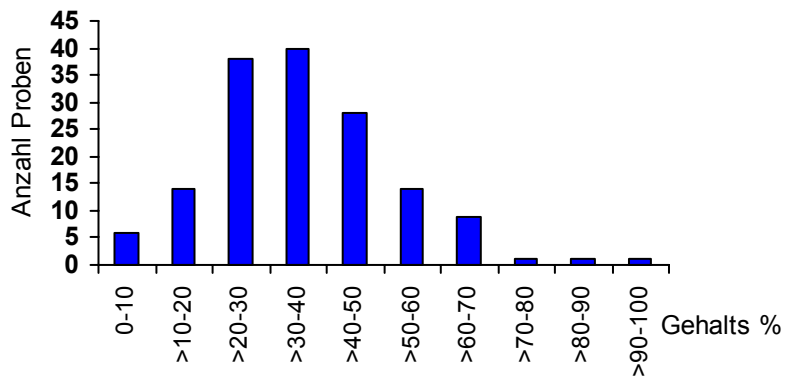


Cocain-Base Gehaltswerte 2001

Mengenbereich / Statistischer Wert	< 1 g	1 < 10 g	10 < 100 g	100 < 1000 g	≥ 1000 g
Gesamtgewicht [g]	805	5712	13191	81367	65798
Anzahl Untersuchungen	151	185	191	111	12
Median [%]	35	44	45	65	74
oberes Quartil (75 %)	45	50	57	75	85
unteres Quartil (25 %)	27	30	33	45	70
Quantil (84 %)	55	55	66	80	85
Quantil (16 %)	23	24	28	40	70



Cocain-Base Detailübersicht 2001_(SGRM)



- Konfiskatgröße < 1g
- Konfiskatgröße 1 - <10g
- Konfiskatgröße 10 - <100g
- Konfiskatgröße 100 - <1000g
- Konfiskatgröße > 1000g

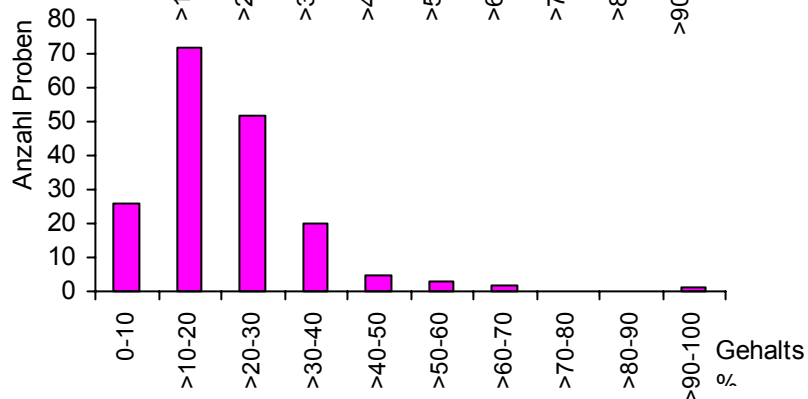
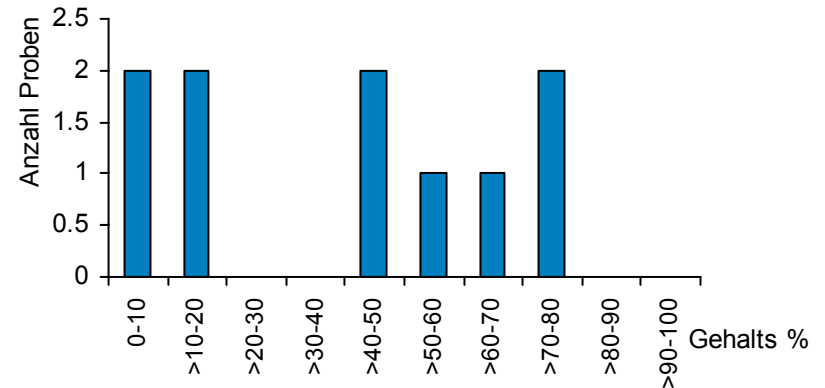
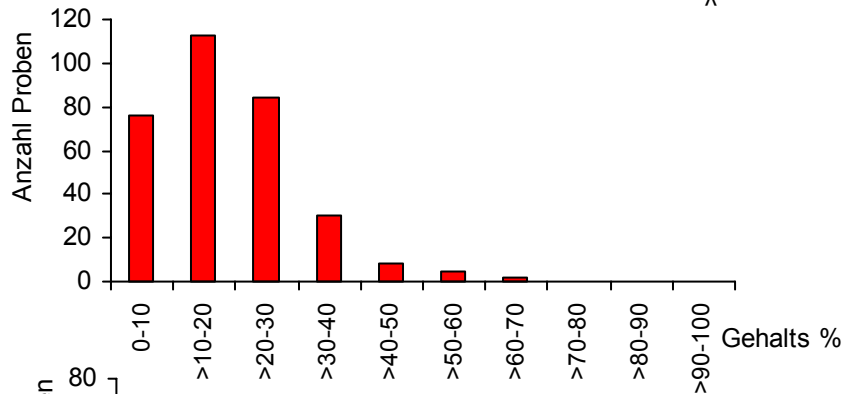
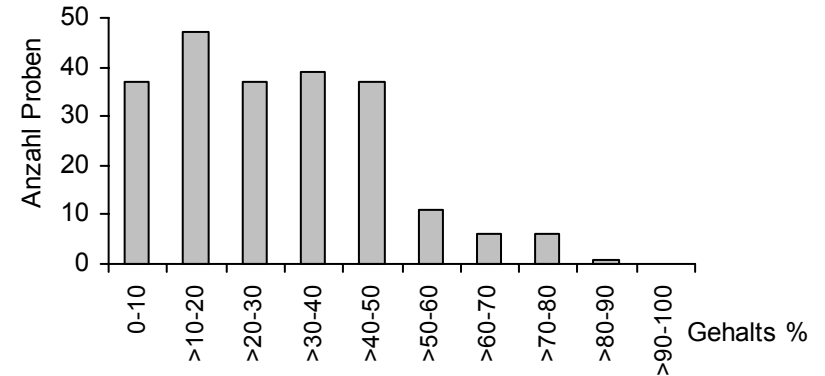
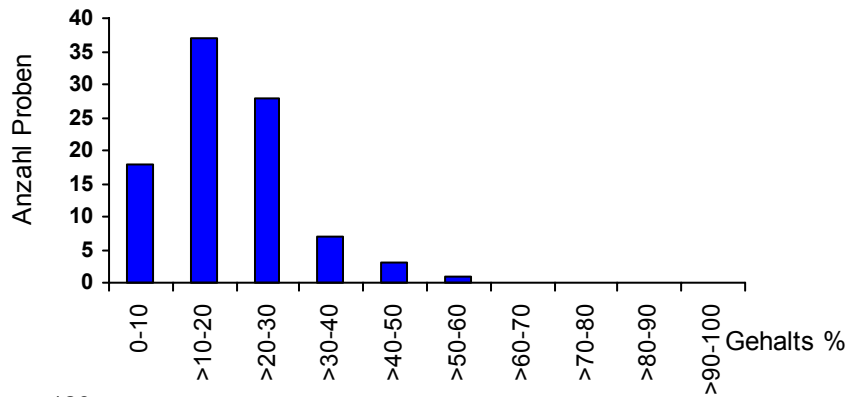


Heroin-Base Gehaltswerte 2001

Mengenbereich / Statistischer Wert	< 1 g	1 < 10 g	10 < 100 g	100 < 1000 g	≥ 1000 g
Gesamtgewicht [g]	132	8777	11513	163507	43723
Anzahl Untersuchungen	94	318	181	217	10
Median [%]	18	17	20	30	43
oberes Quartil (75 %)	26	25	27	42	62
unteres Quartil (25 %)	12	11	13	13	13
Quantil (84 %)	30	30	32	46	68
Quantil (16 %)	10	9	11	10	10



Heroin-Base Detailübersicht 2001_(SGRM)



- Konfiskatgrösse < 1g
- Konfiskatgrösse 1 - <10g
- Konfiskatgrösse 10 - <100g
- Konfiskatgrösse 100 - <1000g
- Konfiskatgrösse > 1000g

