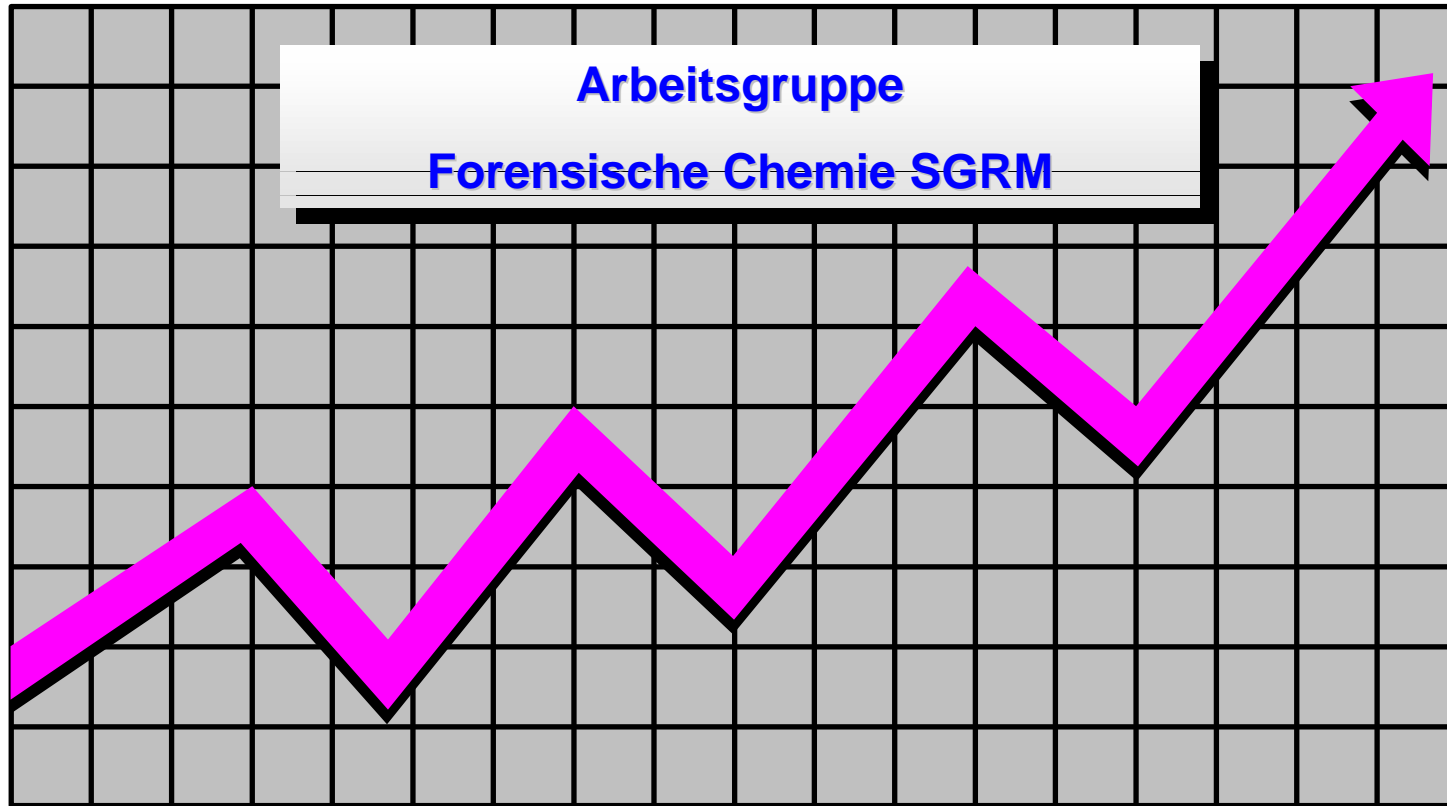


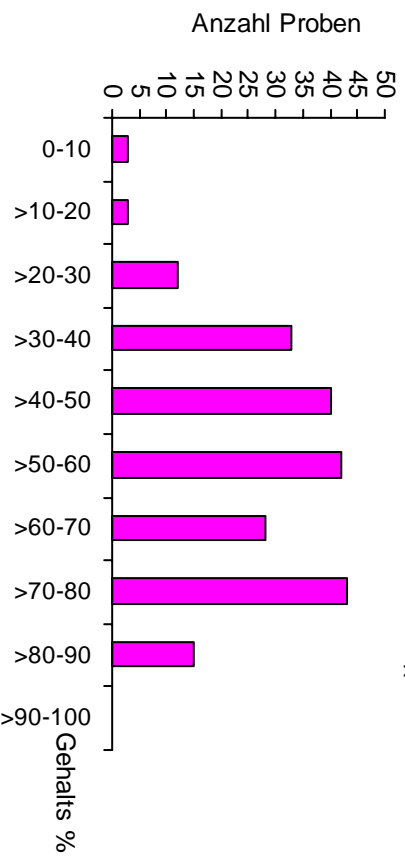
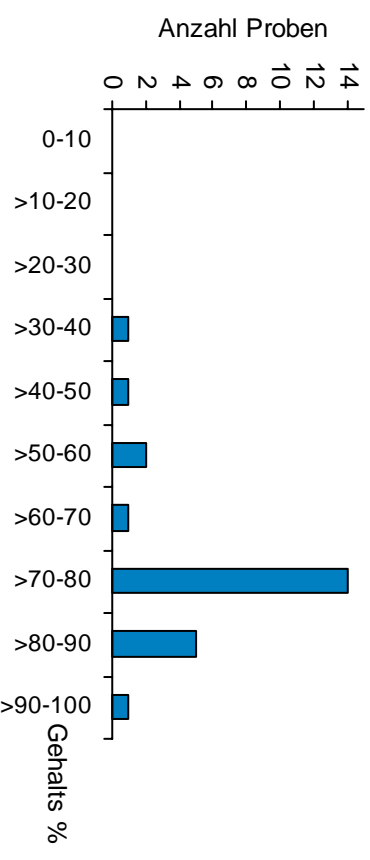
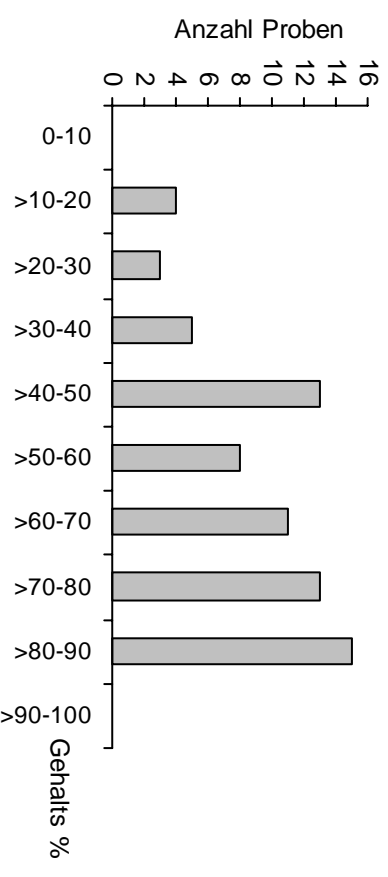
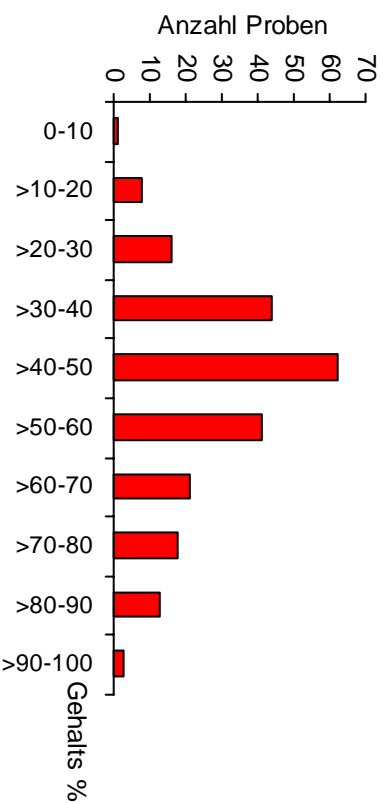
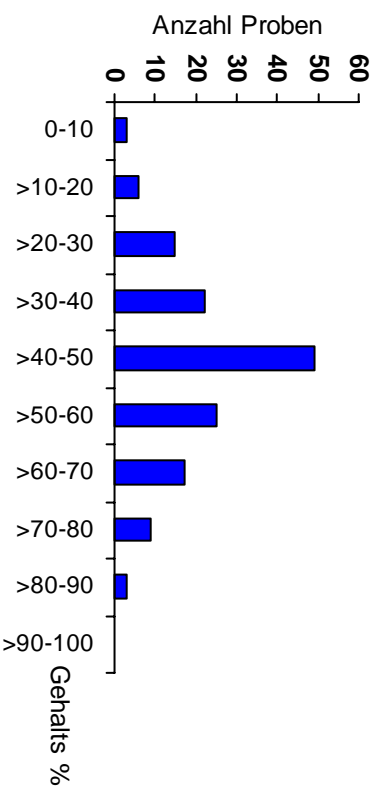
# Betäubungsmittelstatistik 2002

## Cocain & Heroin Gehaltswerte



Bezugsadresse: Dr. M.G. Bovens Stadtpolizei Zürich Wissenschaftlicher Dienst Zeughausstr. 11 8004 Zürich e-mail: michael.bovens@stp.stzh.ch

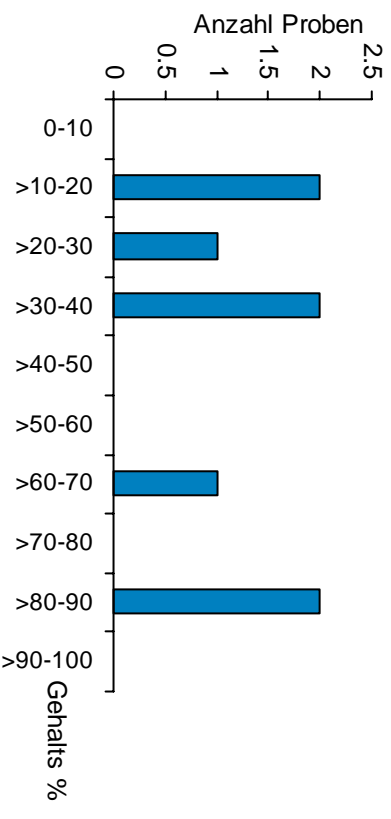
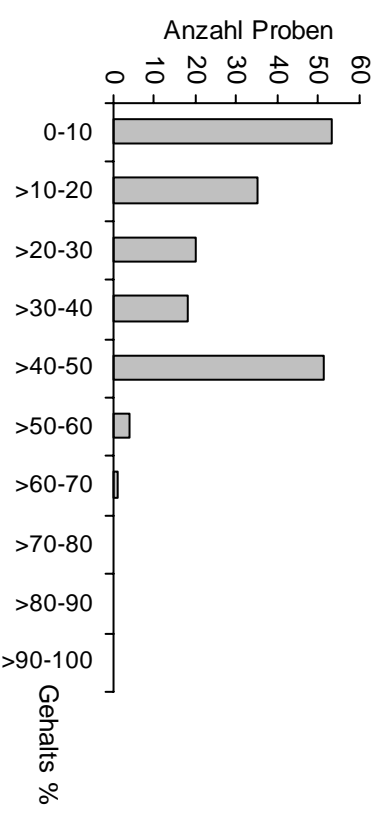
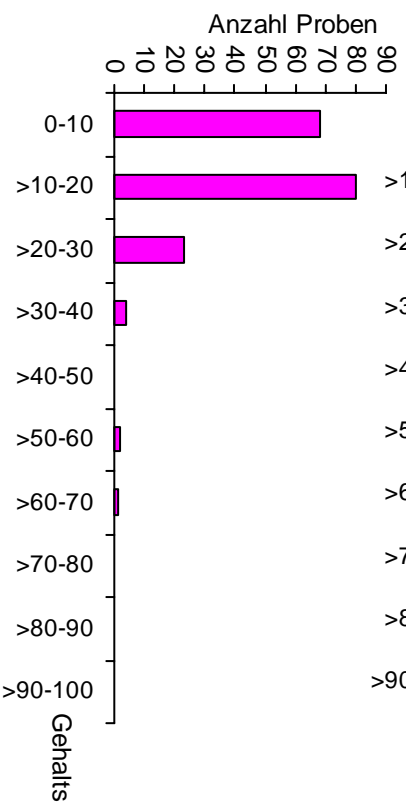
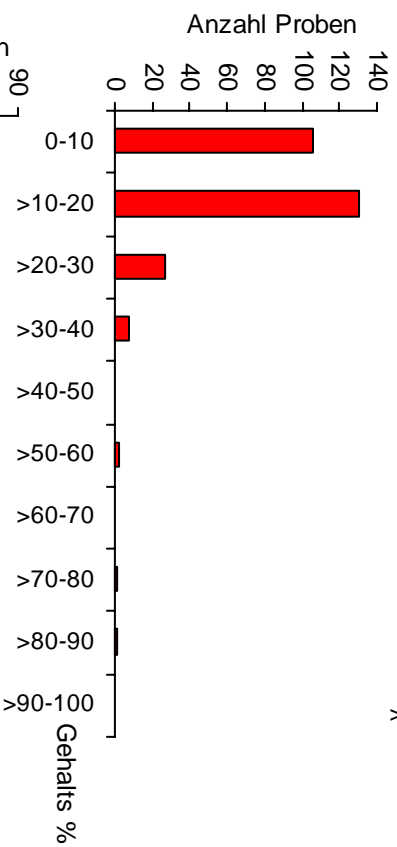
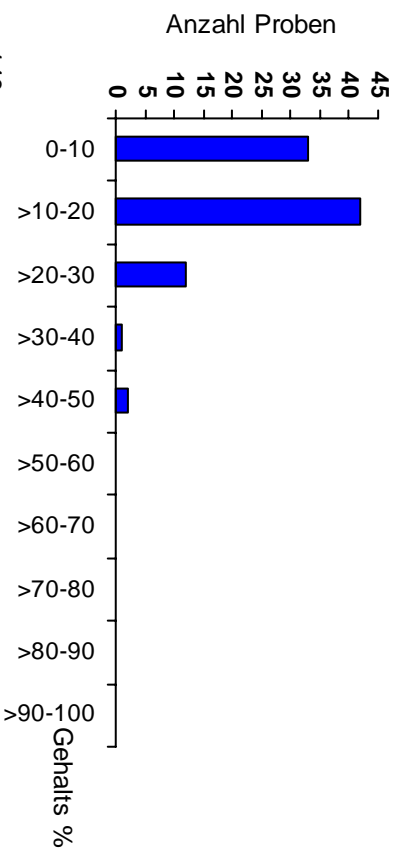
# Cocain-Base Detailübersicht 2002 (SGRM)



- Konfiskatgrösse < 1g
- Konfiskatgrösse 1 - <10g
- Konfiskatgrösse 10 - <100g
- Konfiskatgrösse 100 - <1000g
- Konfiskatgrösse > 1000g



# Heroin-Base Detailübersicht 2002<sup>(SGRM)</sup>



- Konfiskatgrösse < 1g
- Konfiskatgrösse 1 - <10g
- Konfiskatgrösse 10 - <100g
- Konfiskatgrösse 100 - <1000g
- Konfiskatgrösse > 1000g



# Cocain-Base Gehaltswerte 2002<sub>(SGRM)</sub>

Mengenbereich Statistischer Wert	< 1 g	< 1 – 10 g	< 10 - 100 g	< 100 - 1000 g	> 1000 g
Gesamtgewicht [g]	552	12'059	23'734	68'221	71'376
Anzahl Untersuchungen	149	227	219	72	25
Median [%]	47	48	57	65	78
oberes Quartil (75 %)	58	60	71	80	80
unteres Quartil (25 %)	38	40	43	47	72
Quantil (84 %)	62	70	75	85	85
Quantil (16 %)	31	35	38	40	62



# Heroin-Base Gehaltswerte 2002<sub>(SGRM)</sub>

Mengenbereich Statistischer Wert	< 1 g	< 1 – 10 g	< 10 - 100 g	< 100 - 1000 g	> 1000 g
Gesamtgewicht [g]	145	7'986	11'004	161'762	58'762
Anzahl Untersuchungen	90	274	181	182	8
Median [%]	13	15	15	22	36
oberes Quartil (75 %)	18	17	20	43	72
unteres Quartil (25 %)	8	9	9	10	24
Quantil (84 %)	21	20	21	46	80
Quantil (16 %)	5	7	6	7	21

